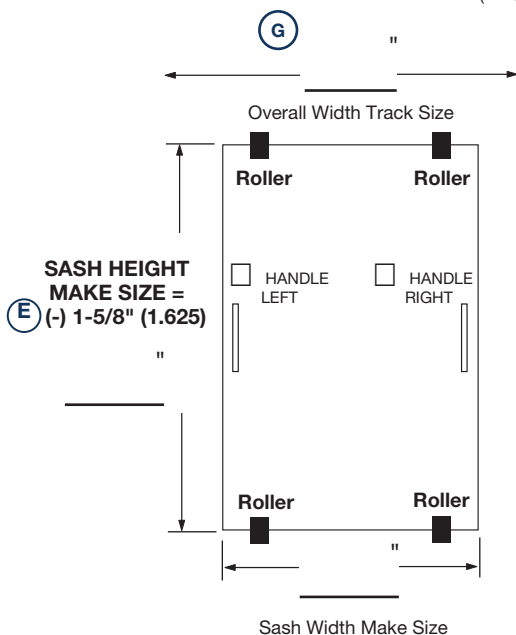




## Sliding Security Door Screens: One Sliding Door on One Track



(1 Panel)



**IMPORTANT:**  
TO ENSURE PROPER  
TENSION IN MESH,  
WE RECOMMEND  
MID-RAIL(S) FOR  
DOOR OVER 90"  
IN HEIGHT

HANDLE: ☐ Left ☐ Right

☐ CAMPBELL SECURITY SCREEN HANDLE HEIGHT \_\_\_\_\_

(Add 4" to the Highest Point of the Glass Door Handle)

☐ DOOR SIZES LISTED ARE NET  
(No Deductions Necessary)

☐ SIZES LISTED NEED DEDUCTIONS

☐ CUT 2-G50MA11 JAMBS @ \_\_\_\_\_

☐ CUT 2-G50MA163 TRACKS @ \_\_\_\_\_

☐ CUT 1 G50MA082 FINISH ANGLE @ \_\_\_\_\_

☐ CUT 2 G50MA082 FINISH ANGLES @ \_\_\_\_\_

☐ CUT 1 G50MA155 INTERLOCK @ \_\_\_\_\_

ROLLER ADJUSTMENT: ☐ Outside ☐ Inside

☐ KEY ALIKE TO OTHER SLIDER FOR THIS JOB NAME

## ORDER FORM | ONE SLIDING DOOR ON ONE TRACK INSIDE MOUNT (FIELD CUT TRACKS & JAMBS)

CUSTOMER NAME \_\_\_\_\_ DATE \_\_\_\_\_

COMPANY NAME \_\_\_\_\_

ADDRESS \_\_\_\_\_ CITY \_\_\_\_\_

STATE \_\_\_\_\_ ZIP CODE \_\_\_\_\_ TELEPHONE \_\_\_\_\_

### COLOR OPTIONS:

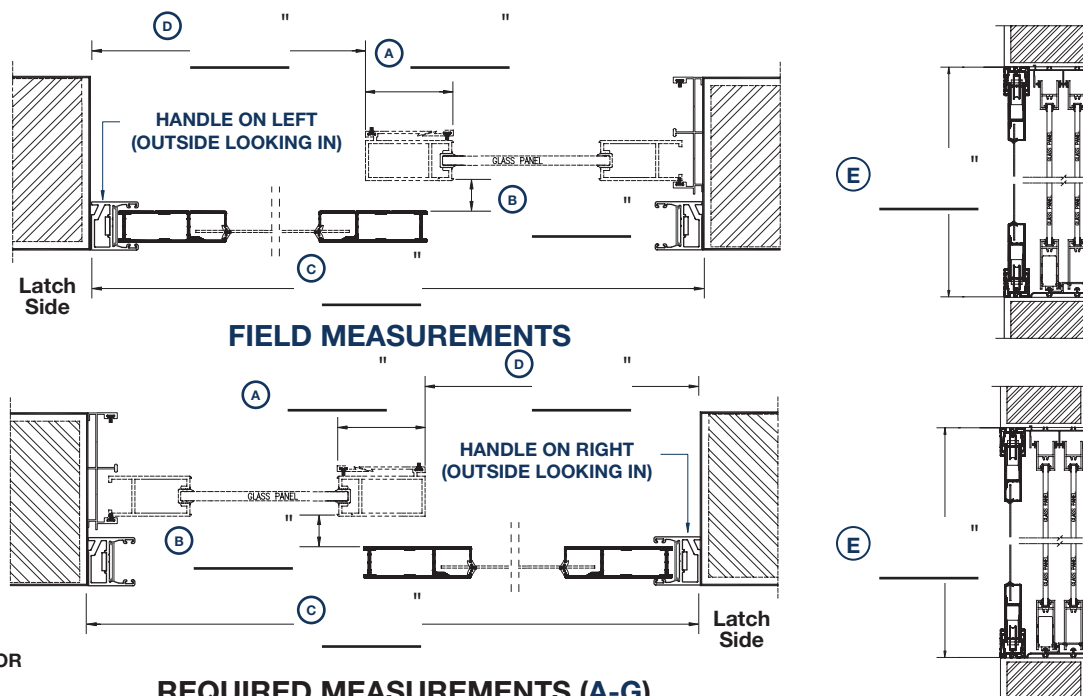
- ☐ WHITE
- ☐ BLACK
- ☐ BROWN
- ☐ SAHARA BROWN
- ☐ LIGHT GRAY
- ☐ SILVER
- ☐ ALMOND
- ☐ BRONZE
- ☐ SAHARA GRAY

### BRUSH BUG SEAL ONLY - NO INTERLOCK

- ☐ 13/16" x 96" BRUSH
- ☐ 1-3/16" x 96" BRUSH
- ☐ 1-9/16" x 96" BRUSH

### F GLASS DOOR HANDLE HEIGHT(Highest Point) FROM BOTTOM OF DOOR

"

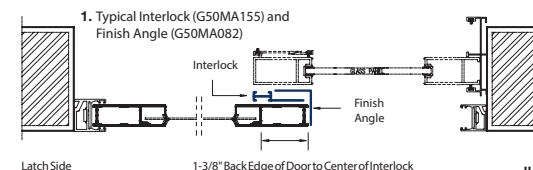


### FIELD MEASUREMENTS

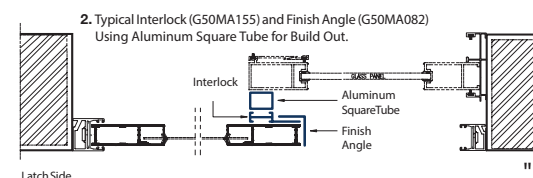
### REQUIRED MEASUREMENTS (A-G)

### H CIRCLE INTERLOCK OPTION

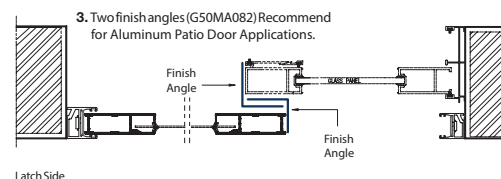
Doors are viewed outside looking in.



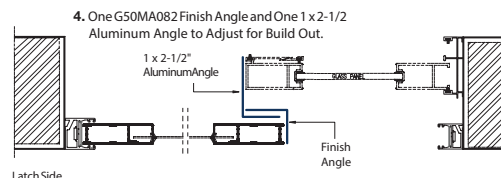
SASH WIDTH MAKE SIZE = D (+) 13/16" (.812) \_\_\_\_\_



SASH WIDTH MAKE SIZE = D (+) 13/16" (.812) \_\_\_\_\_



SASH WIDTH MAKE SIZE = D (+) 1/4" (.250) \_\_\_\_\_



SASH WIDTH MAKE SIZE = D (+) 1/4" (.250) \_\_\_\_\_