

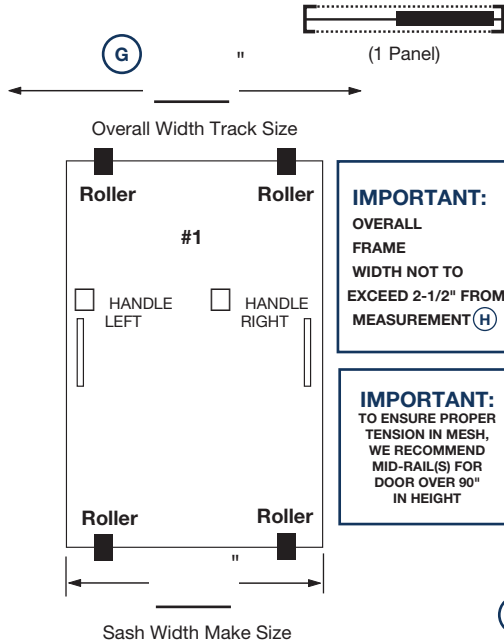
Sliding Security Door Screens Type: One Sliding Door on One Track

CUSTOMER NAME _____ DATE _____

COMPANY NAME _____

ADDRESS _____ CITY _____

STATE _____ ZIP CODE _____ TELEPHONE _____



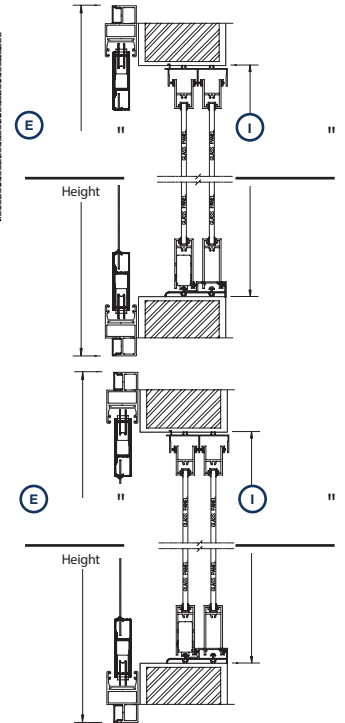
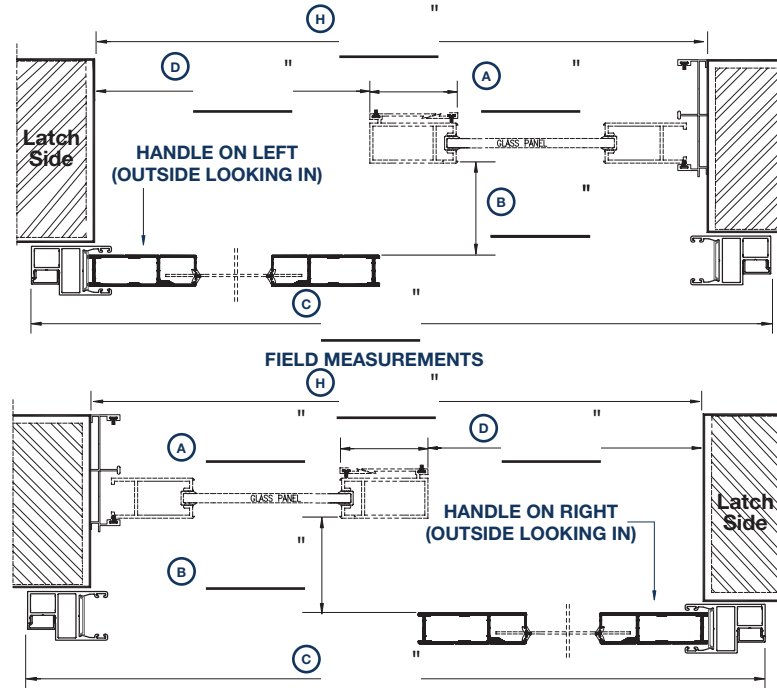
COLOR OPTIONS:

- ☐ WHITE
- ☐ BLACK
- ☐ BROWN
- ☐ SAHARA BROWN
- ☐ LIGHT GRAY
- ☐ SILVER
- ☐ ALMOND
- ☐ BRONZE
- ☐ SAHARA GRAY
- ☐ ADOBE

BRUSH BUG SEAL ONLY - NO INTERLOCK

- ☐ 13/16" x 96" BRUSH
- ☐ 1-3/16" x 96" BRUSH
- ☐ 1-9/16" x 96" BRUSH

GLASS DOOR HANDLE
HEIGHT (HIGHEST POINT)
FROM BOTTOM OF DOOR



REQUIRED MEASUREMENTS (A-I)

HANDLE: ☐ Left ☐ Right

☐ CAMPBELL SECURITY SCREEN HANDLE HEIGHT _____"
(Add 4" to the Highest Point of the Glass Door Handle)

☐ DOOR SIZES LISTED ARE NET
(No Deductions Necessary)

☐ SIZES LISTED NEED DEDUCTIONS

☐ CUT 1 G50MA082 FINISH ANGLE @ _____"

☐ CUT 1 G50MA082 FINISH ANGLES @ _____"

☐ CUT 2-1X1X18 ANGLE @ _____"

☐ CUT 1 G50MA155 INTERLOCK @ _____"

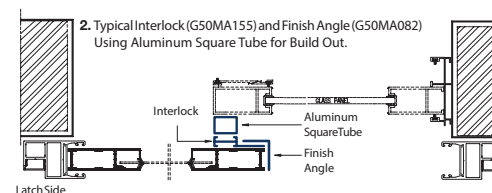
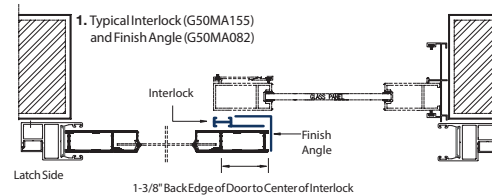
ROLLER ADJUSTMENT: ☐ Outside ☐ Inside

☐ KEY ALIKE TO OTHER SLIDER FOR THIS JOB NAME

(C) Net Width _____" (E) Net Height _____"

DOORS VIEWED OUTSIDE LOOKING IN.

(J) CIRCLE INTERLOCK OPTION



Doors are viewed outside looking in.

